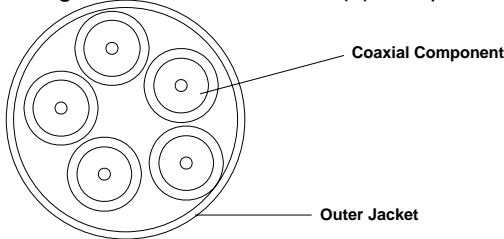



Product Specification Sheet

Catalog Number: E-VGAM-5BNCM Breakout cable

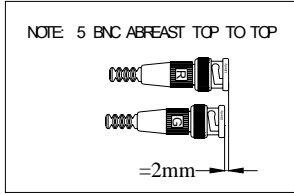
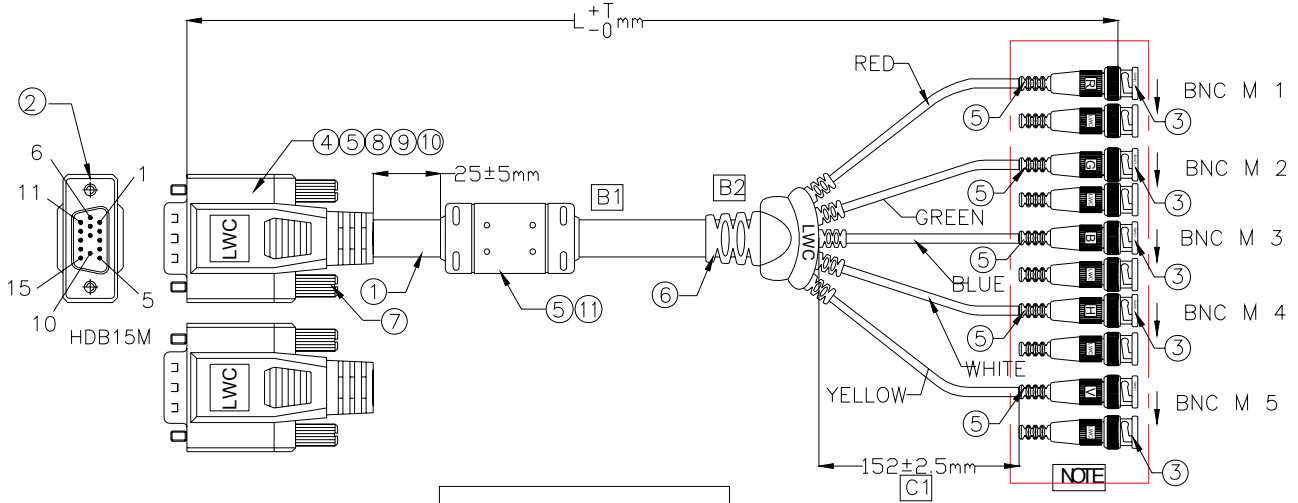
Construction Detail	Product Illustration												
<p>See Page 2 for CAD illustration(s) and pinout</p>  <p style="text-align: right; margin-right: 100px;">Coaxial Component</p> <p style="text-align: right; margin-right: 100px;">Outer Jacket</p>													
Physical Construction	Description												
<p>Component 1: Coaxial Cable 26 AWG 7/34 tinned copper conductor Foam flouropolymer dielectric: .077-inch nominal diameter 95 % 38 AWG tinned copper spiral braid inner coax shield 100% Aluminum/Polyester foil outer shield bonded to the coaxial jacket with the foil facing in. PVC coax jacket: .016-inch nominal thickness</p>	<p>Mini high resolution multiple coaxial cable interconnect for analog video applications in accordance with NEC article 725</p>												
Color Code													
<p>Coax jackets: Red, Green. Blue, White, Yellow</p>													
Electrical Specifications													
<p>HD15 Plug: Nickel Plated Shell 3 μm Gold plated contact pins Current rating: 1 amp 30 milliohm contact resistance</p> <p>BNC Plug: Impedance: 75 ± 3 Ω Operating frequency: 0-2 GHz Operating voltage: 0-500V DC RMS 1 milliohm center contact resistance .2 milliohm shield contact resistance</p> <p>Molding: VGA: PVC 50P, BNC PVC 45P, Breakout: PVC 60P</p>	<p>Coax: DCR: 41 Ω per 1000 feet Impedance: 75 Ω Capacitance: 16.0 pF per foot Voltage: 150 Volts RMS Temperature: -6°C to 75°C VOP: 83%</p> <table border="1" style="margin-left: auto; margin-right: auto;"> <thead> <tr style="background-color: #d3d3d3;"> <th colspan="2">ATTENUATION</th> </tr> <tr> <th>MHz</th> <th>dB/100ft</th> </tr> </thead> <tbody> <tr> <td>100</td> <td>6.2</td> </tr> <tr> <td>200</td> <td>9.0</td> </tr> <tr> <td>400</td> <td>13.5</td> </tr> <tr> <td>1000</td> <td>23.5</td> </tr> </tbody> </table>	ATTENUATION		MHz	dB/100ft	100	6.2	200	9.0	400	13.5	1000	23.5
ATTENUATION													
MHz	dB/100ft												
100	6.2												
200	9.0												
400	13.5												
1000	23.5												
Regulatory Specifications													
<p>Cable Final assembly: 5 of component 1 planetary cabled Paper ribbon binder PL-PVC jacket: .016-inch nominal thickness Final construction: .354-inch nominal OD Product Print Legend: LWC E190607-E (UL) TYPE CL2 75°C CSA 219419 I/II A/B 80°C 150V FT4 26AWG</p>	<p>(UL) rated CL2 CSA rated I/II A/B 80°C FT4</p>												
Specification Control	Product Information												
<p>Revision Date: 03/22/2003</p> <p>Liberty Wire & Cable specifications are subject to change without notice. Contact an account representative for current product specifications. Liberty Wire & Cable continuously strives to ensure product specifications are accurate and complete. All physical specifications are nominal.</p>	<p>Jacket Colors: Black</p> <p>Packaging: Not applicable</p>												

Form Revision Date: 04/15/2004

Product Specification Sheet

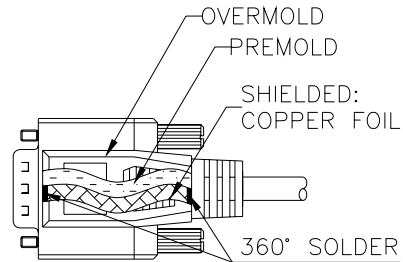
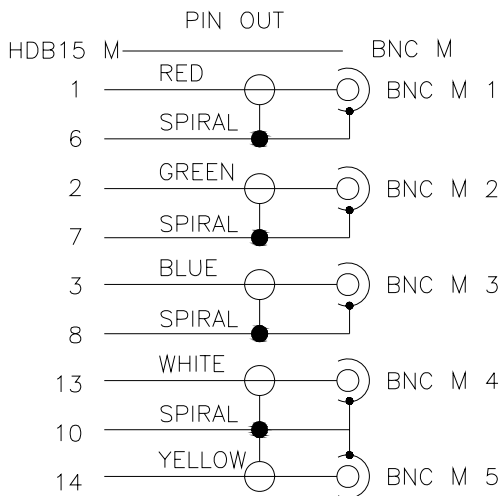
Catalog Number: E-VGAM-5BNCM Breakout cable

A	Revised Cable marking	02/07/03
B	Add Ferrite beads and revise cable spec.	02/19/03
C	Revised Dimensions	03/22/03



LIBERTY WIRE & CABLE, INC
4630 FORGE ROAD, SUITE A
COLORADO SPRINGS, CO 80907

E-VGAM-5BNCM-50	15240	75
E-VGAM-5BNCM-25	7620	75
E-VGAM-5BNCM-15	4572	35
E-VGAM-5BNCM-6	1828.8	20
E-VGAM-5BNCM-3	914.4	20
P/N.	L(mm)	T(mm)



NOTE:

- HDB15M SHIELDED FIG.
- CONTINUITY TESTING: DC500V/10mS
INSULATION RESISTANCE: 50M Ω (MIN.)
CONDUCTIVE RESISTANCE: 2.0 Ω (MAX) (L \leq 3M)
3.0 Ω (MAX) (3M<L \leq 10M).
6.0 Ω (MAX) (10M<L \leq 20M).
10 Ω (MAX) (20M<L \leq 40M).
12 Ω (MAX) (40M<L \leq 60M).
 - TOOLING FOR BNC M: SM2-BNCM-201.
TOOLING FOR HDB 15M: SM2-DB09-D01.
TOOLING FOR S/R: SMS-WLYB-501.
TOOLING FOR FERRITE CORE: SMF-2241-K01.

Form Revision Date: 04/15/2004